

Model Name:

Monitored PDU

Monitor PDU can monitor the total power usage information from the remote end through the Internet to fully understand the power consumption of all the devices. Set up overload event alerts and notify managers via Email and TRAP, allowing managers to respond to crises in the shortest possible time to minimize disasters.

Some monitor PDU has one environmental sensor ports that track climate information: temperature and humidity environment variables. The data is available from any web browser and is SNMP-compliant for easy tracking of critical data without the use of any external software.

Provide central management software, which can manage a large number of PDUs' power, temperature and humidity information. The database stores the power consumption information of the power strip and provides the history curve chart for the manager's reference.

Features:

System Function:

- Built-in embedded system:
Support 10M Ethernet interface, provides webpage and SNMP remote management.
- Multiple protocols:
Support ICMP, ARP, IP, TCP, UDP, DHCP, HTTP, NTP, SNMP v1.
- Local display information:
Seven-segments can display current, IP address and temperature and humidity values.

Power Management:



REMOTE MONITOR

Remote Monitor

Remote monitoring PDU status by web and SNMP



CURRENT MEASUREMENT

Current Measurement

Measure PDU total current consumption.



THRESHOLD SENSING

Threshold Sensing

User-definable warning and overload threshold value as the basis for alarm.



MAIL NOTIFICATION

Mail Notification

Notify specified user by mail and SNMP when outlet action or current over threshold.



ENVIRONMENT DETECTION

Environment Detection

Optional accessory probe to detect temperature and humidity.



EVENT ALERT

Event Alert

When current exceeds the preset threshold, PDU will beep and LED will flash.



CENTRAL MANAGEMENT

Central Management

Free centralized monitoring software, real-time monitoring of a large number of PDU, provide data records and history chart.



OVERLOAD PROTECTION

Overload Protection

When overload, circuit breaker will automatically trip to protect the safety of electricity.

Model Number:



MTV-3223C-16N2






Specification

| | | | |
|-------------------------|---------------------------|--------------------|------------------------|
| Output | | Input | |
| Voltage | 200-240 VAC | Voltage | 200-240 VAC |
| Max. Current | 32 A | Frequency | 50/60Hz ,full range |
| Outlet | (14) C13, (2) C19 | Max. Capacity | 7680 VA |
| Circuit Ind. | (2) Red LED | Connection | IEC309 power cord, 3 m |
| Overload Protection | (2) 16A UL1077 breaker | | |
| Measurement | | Other | |
| Current | +/-2%+/-0.1A @0.2A ~ 20 A | Ethernet | (1) RJ45 |
| | | ENV Connection | (1) RJ11 |
| | | Function Selection | (1) Button |
| | | DHCP Ind. | (1) Green LED |
| | | Info. Display | 4 digits of 7 Segments |
| Dimension/Weight | | Operation | |
| Net size | 1245 x 56 x 44 mm | Operation Temp. | 0 ~ 45°C |
| Net weight | 3.8 kg | Operation Humid. | 0% ~ 90% RH |
| Package Size | 1360 x 220 x 110 mm | Storage Temp. | -20°C ~ 65°C |
| Package Weight | 4.8 kg | Storage Humid. | 0% ~ 90% RH |
| Approval | | | |
| Certification | CE | | |
| Warranty | 2 years | | |

Package

| No. | Description. |
|-----|--|
| 1 | PDU 1 set |
| 2 | Rack mount accessories 1 set  |
| 3 | Software, manual, MIB by link below  |

Optional Accessory

| Model Number | Model Name |
|--------------|--|
| CPM-ENV-2 | Temp./Humidity probe  |
| STR-C14-B | C13 socket protection  |
| STR-C20-B | C19 socket protection  |

Line Drawing

