

Model Name:

Elite NPS PDU

Elite NPS PDU provides remote manual control of the critical devices by clicking on a few buttons on the smart phone or computer webpage. Stop the problem device by cutting off the power to a specific outlet. By cycling the power off and restarting the device remotely, you save time and money by eliminating the need to send technicians to the root cause of the problem.

The PDU has environmental sensor ports that track climate information: temperature and humidity environment variables. The data is available from any web browser and is SNMP-compliant for easy tracking of critical data without the use of any external software.

Features:

System Function:

- **Embedded system:**
Support 10/100M Ethernet interface, provides webpage and SNMP remote management.
- **Multiple protocols:**
Support ICMP, ARP, IP, TCP, UDP, DHCP, HTTP, HTTPS, FTP, NTP, SNMP v1/2/3, TLS1.2, IPv4 and IPv6, Telnet, SSHv2
- **Management Account Certification:**
Radius certification support.
- **Multi-account management:**
Multi-group account management system. And provide three-tier permission management.
- **IP filtering:**
Support IP filtering, improve network security mechanisms.
- **Power record:**
Store up to 100000 power and event data.
- **Remote firmware upgrade:**
Provides remote firmware upgrade mechanism.
- **System operation message:**
Send the normal operation of the message automatically by trap.
- **Hardware key definition:**
User-definable button function.
- **Temperature unit conversion:**
Temperature units can choose Celsius or Fahrenheit
- **System configuration restore:**
Support the output of the system settings, to easily deploy a large amount of the same model of PDU.
- **Multilingual Support:**
Support Chinese, English, French, German, Spanish, Russian, Czech, Arabian, Persian.

Power Management:



Remote Control

Remote per outlet on/off by web and SNMP.



Mail Notification

Notify specified user by mail and SNMP when outlet action.



Ping Event Control

When the specified IT device does not respond to PING, the output will perform a preset power action.



Power Sequence

User-definable power on/off sequence time.



Group Control

Set multiple outlets as a single group while controlling the power output.



Schedule Control

Timed & scheduled on/off/reboot control.



Event Reaction

Outlet action via pre-set event, including power, environment event and receiving trap from other device.



Environment Detection

Optional accessory probe to detect temperature and humidity.

Model List

Model Number	Output	Input	Voltage	Capacity
NPD-1023J-02N1	(2) C13	Inlet C14 Power cord, C13 to C14, 1.8m	230V	10 Amp
NPD-1623K-04N1	(4) C13	Inlet C20 Power cord, C19 to C20, 3m	230V	16 Amp
NPD-1511A-02N1	(2) 5-15/20R	Inlet C14 Power cord, C13 to 5-15P, 1.8m	115V	15 Amp
NPD-1511A-04N1	(4) 5-15/20R	Inlet C20 Power cord, C19 to 5-15P, 3m	115V	15 Amp

Model Number:

NPD-1023J-02N1





Specification

Output		Input	
Voltage	200-240 VAC	Voltage	200-240 VAC
Max. Current	10 A	Frequency	50/60Hz, full range
Outlet	(2) C13	Max. Capacity	2400 VA
ON/OFF Ind.	(2) Green LED @ Front (2) Green LED @ Back	Connection	C14 Inlet
		Power Ind.	(1) Red LED @ Front (1) Red LED @ Back
Measurement		Other	
None		ENET Connection	(1) RJ45
		ENV Connection	(1) RJ11
		Function Selection	(1) Hole
		Signal Ind.	(1) Yellow LED @ Front (1) Yellow LED @ Back
Dimension/Weight		Operation	
Net Size	120 x 85 x 58 mm	Operation Temp.	0 ~ 50°C
Net Weight	0.87 kg	Operation Humid.	0% ~ 90% RH
Package Size	230 x 175 x 65mm	Storage Temp.	-20°C ~ 65°C
Package Weight	1 kg	Storage Humid.	0% ~ 90% RH
Approval			
Certification	CE		
Warranty	2 years		

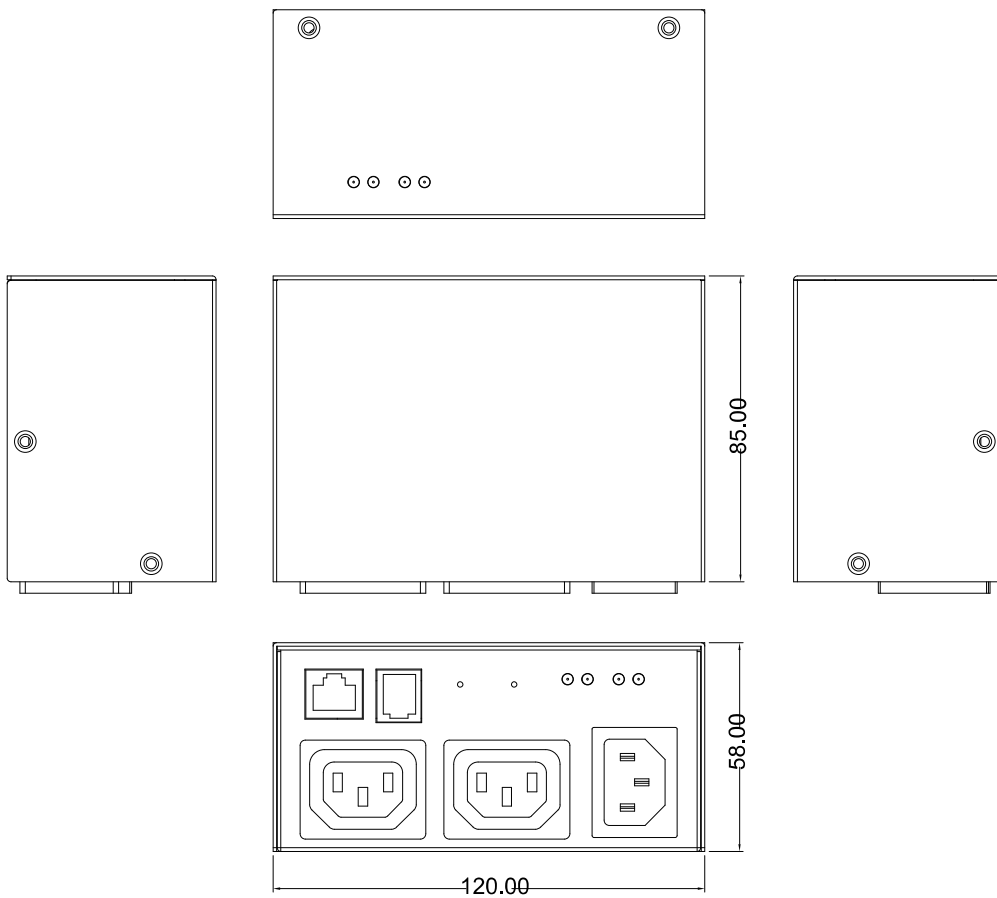
Package

No	Description
1	PDU 1 set
2	Power cord, C13 to C14, 1.8 m 
3	Manual, MIB by link below 

Optional Accessory

Model Number	Model Name
CPM-ENV-2	Temp./Humidity probe 
STR-C14-B	C13 socket protection 

Line Drawing



Model Number:

NPD-1623K-04N1



Specification

Output		Input	
Voltage	200-240 VAC	Voltage	200-240 VAC
Max. Current	16 A	Frequency	50/60Hz, full range
Outlet	(4) C13	Max. Capacity	3840 VA
ON/OFF Ind.	(4) Green LED	Connection	C20 Inlet
		Status Ind.	(1) Red LED
Measurement		Other	
None		ENET Connection	(1) RJ45
		ENV Connection	(1) RJ11
		Function Selection	(1) Button
		DHCP Ind.	(1) Green LED
		SSL Ind.	(1) Blue LED
		Info. Display	4 digits of 7 Segments
Dimension/Weight		Operation	
Net Size	240 x 148 x 44.5 mm	Operation Temp.	0 ~ 50°C
Net Weight	2.5 kg	Operation Humid.	0% ~ 90% RH
Package Size	490 x 330 x 155 mm	Storage Temp.	-20°C ~ 65°C
Package Weight	3 kg	Storage Humid.	0% ~ 90% RH
Approval			
Certification	CE		
Warranty	2 years		

Package

No	Description
1	PDU 1 set
2	Power cord, C19 to C20, 3 m
3	Manual, MIB by link below

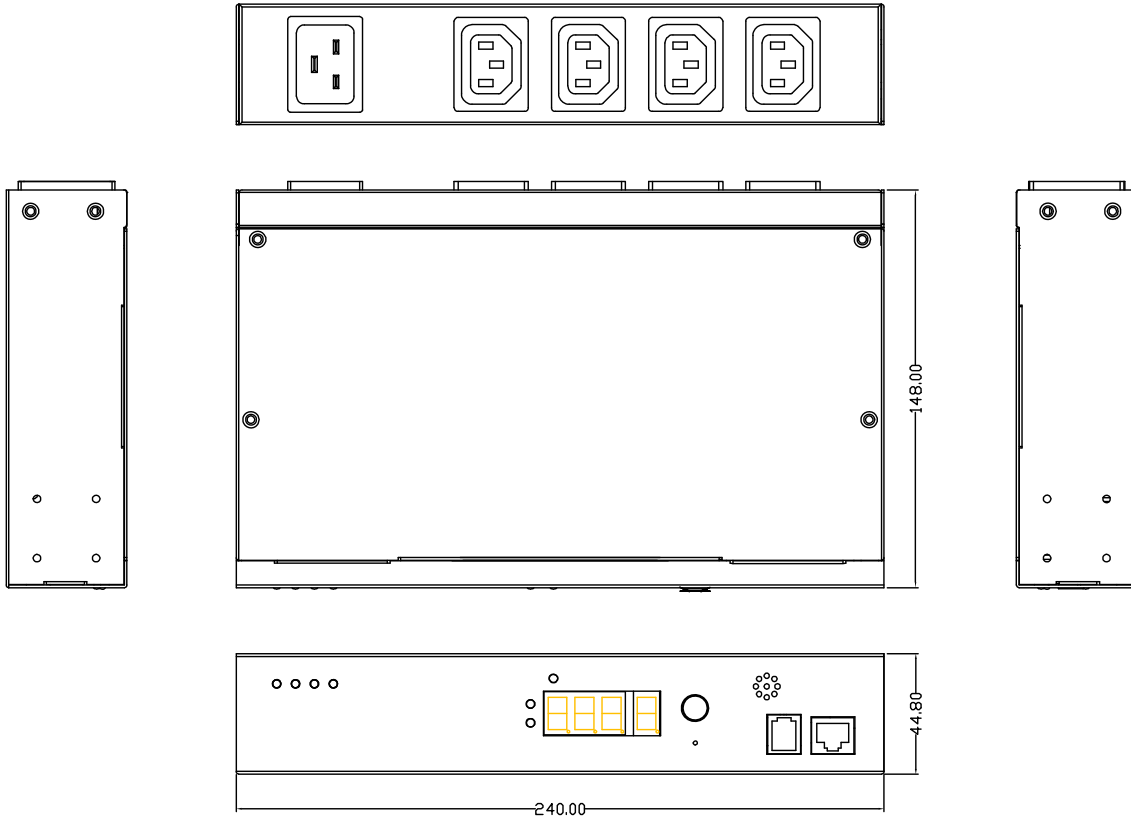


Optional Accessory

Model Number	Model Name
CPM-ENV-2	Temp./Humidity probe
STR-C14-B	C13 socket protection



Line Drawing



Model Number:

NPD-1511A-02N1



Specification

Output		Input	
Voltage	100-127 VAC	Voltage	100-127 VAC
Max. Current	15 A	Frequency	50/60Hz, full range
Outlet	(2) 5-15R	Max. Capacity	1905 VA
ON/OFF Ind.	(2) Green LED @ Front (2) Green LED @ Back	Connection	C14 Inlet
		Power Ind.	(1) Red LED @ Front (1) Red LED @ Back
Measurement		Other	
None		ENET Connection	(1) RJ45
		ENV Connection	(1) RJ11
		Function Selection	(1) Hole
		Signal Ind.	(1) Yellow LED @ Front (1) Yellow LED @ Back
Dimension/Weight		Operation	
Net Size	120 x 85 x 58 mm	Operation Temp.	0 ~ 50°C
Net Weight	0.87 kg	Operation Humid.	0% ~ 90% RH
Package Size	230 x 175 x 65mm	Storage Temp.	-20°C ~ 65°C
Package Weight	1 kg	Storage Humid.	0% ~ 90% RH
Approval			
Certification	FCC		
Warranty	2 years		

Package

No	Description
1	PDU 1 set
2	C13 to 5-15P, power cord 1.8m
3	Manual, MIB by link below

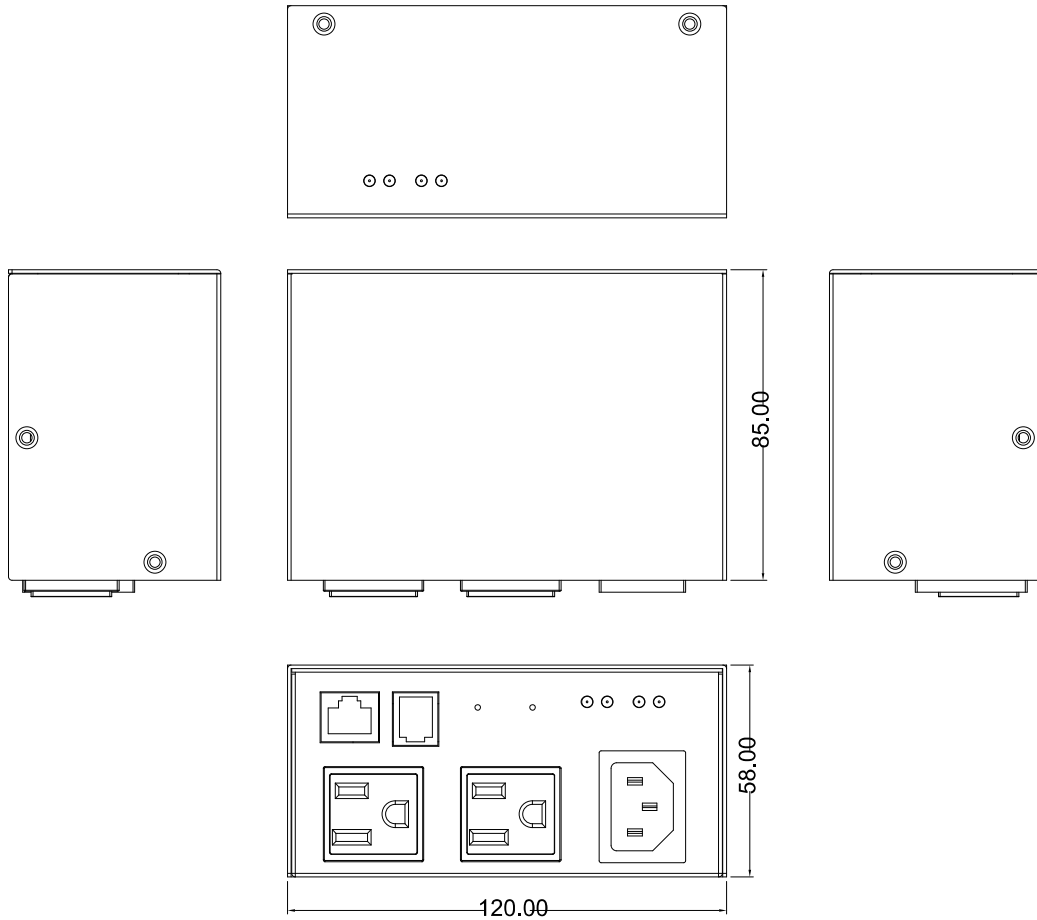


Optional Accessory

Model Number	Model Name
CPM-ENV-2	Temp./Humidity probe



Line Drawing



Model Number:

NPD-1511A-04N1



Specification

Output		Input	
Voltage	100-127 VAC	Voltage	100-127 VAC
Max. Current	15 A	Frequency	50/60Hz, full range
Outlet	(4) 5-15/20R	Max. Capacity	1905 VA
ON/OFF Ind.	(4) Green LED	Connection	C20 Inlet
Info. Display	4 digits of 7 Segments	Status Ind.	(1) Red LED
Measurement		Other	
None		ENET Connection	(1) RJ45
		ENV Connection	(1) RJ11
		Function Selection	(1) Button
		DHCP Ind.	(1) Green LED
		SSL Ind.	(1) Blue LED
Dimension/Weight		Operation	
Net Size	240 x 148 x 44.5 mm	Operation Temp.	0 ~ 50°C
Net Weight	2.5 kg	Operation Humid.	0% ~ 90% RH
Package Size	490 x 330 x 155 mm	Storage Temp.	-20°C ~ 65°C
Package Weight	3 kg	Storage Humid.	0% ~ 90% RH
Approval			
Certification	FCC		
Warranty	2 years		

Package

No	Description
1	PDU 1 set
3	C19 to 5-15P, power cord 3m
4	Manual, MIB by link below



Optional Accessory

Model Number	Model Name
CPM-ENV-2	Temp./Humidity probe



Line Drawing

