

## Model Name:

### Switched PDU

Switched PDU provides remote manual control of the critical devices by clicking on a few buttons on the smart phone or computer webpage. Stop the problem device by cutting off the power to a specific outlet. By cycling the power off and restarting the device remotely, you save time and money by eliminating the need to send technicians to the root cause of the problem.

Managers can monitor the total power usage information of PDU from the remote end through the Internet to fully understand the power consumption of all the devices. Set up overload event alerts and notify managers via Email and TRAP, allowing managers to respond to crises in the shortest possible time to minimize disasters.

Switched PDU has one environmental sensor ports that track climate information: temperature and humidity environment variables. The data is available from any web browser and is SNMP-compliant for easy tracking of critical data without the use of any external software.

Provide central management software, which can manage a large number of PDUs' power, temperature and humidity information. The database stores the power consumption information of the power strip and provides the history curve chart for the manager's reference.

## Features:

### System Function:

- Built-in embedded system:  
Support 10M Ethernet interface, provides webpage and SNMP remote management.
- Multiple protocols:  
Support ICMP, ARP, IP, TCP, UDP, DHCP, HTTP, NTP, SNMP v1.
- Local display information:  
Seven-segments can display current, IP address and temperature and humidity values.

### Power Management:



REMOTE MONITOR

#### Remote Monitor

Remote monitoring PDU status by web and SNMP



REMOTE CONTROL

#### Remote Control

Remote per outlet on/off by web and SNMP.



CURRENT MEASUREMENT

#### Current Measurement

Measure PDU total current consumption.



MAIL NOTIFICATION

#### Mail Notification

Notify specified user by mail and SNMP when outlet action or current over threshold.



THRESHOLD SENSING

#### Threshold Sensing

User-definable warning and overload threshold value as the basis for alarm.



EVENT ALERT

#### Event Alert

When current exceeds the preset threshold, PDU will beep and LED will flash.



POWER SEQUENCE

### Power Sequence

User-definable power on/off sequence time.



SCHEDULE CONTROL

### Schedule Control

Timed & scheduled on/off/reboot control.



PING EVENT CONTROL

### Ping Event Control

When the specified IT device does not respond to PING, the output will perform a preset power action.



OVERLOAD PROTECTION

### Overload Protection

When overload, circuit breaker will automatically trip to protect the safety of electricity.



GROUP CONTROL

### Group Control

Set multiple outlets as a single group while controlling the power output.



ENVIRONMENT DETECTION

### Environment Detection

Optional accessory probe to detect temperature and humidity.



CENTRAL MANAGEMENT

### Central Management

Free centralized monitoring software, real-time monitoring of a large number of PDU, provide data records and history chart.

## Model Number:



**SWV-3223C-16N2**






## Specification

| Output              |                           | Input            |                                      |
|---------------------|---------------------------|------------------|--------------------------------------|
| Voltage             | 200-240 VAC               | Voltage          | 200-240 VAC                          |
| Max. Current        | 32 A                      | Frequency        | 50/60Hz, full range                  |
| Outlet              | (14) C13, (2) C19         | Max. Capacity    | 7680 VA                              |
| ON/OFF Ind.         | (16) Green LED            | Connection       | IEC309, power cord, 3 m              |
| Circuit Ind.        | (2) Red LED               |                  |                                      |
| Overload Protection | (2) 16A UL1077 breaker    |                  |                                      |
| Current             |                           | Ethernet         |                                      |
|                     | +/-2%+/-0.1A @0.2A ~ 20 A |                  | (1) RJ45                             |
|                     |                           |                  | ENV Connection (1) RJ11              |
|                     |                           |                  | Function Selection (1) Button        |
|                     |                           |                  | DHCP Ind. (1) Green LED              |
|                     |                           |                  | Info. Display 4 digits of 7 Segments |
| Dimension/Weight    |                           | Operation        |                                      |
| Size                | 1245 x 56 x 44 mm         | Operation Temp.  | 0 ~ 45°C                             |
| Weight              | 4.2 kg                    | Operation Humid. | 0% ~ 90% RH                          |
| Package Size        | 1360 x 220 x 110 mm       | Storage Temp.    | -20°C ~ 65°C                         |
| Package Weight      | 5.2 kg                    | Storage Humid.   | 0% ~ 90% RH                          |
| Approval            |                           |                  |                                      |
| Certification       | CE                        |                  |                                      |
| Warranty            | 2 years                   |                  |                                      |

## Package

| No. | Description  |
|-----|--|
| 1   | PDU 1 set  |
| 2   | Rack mount accessories 1 set<br>        |
| 3   | Software, manual, MIB by link below<br> |

## Optional Accessory

| Model Number | Model Name   |
|--------------|--|
| CPM-ENV-2    | Temp./Humidity probe<br>  |
| STR-C14-B    | C13 socket protection<br> |
| STR-C20-B    | C19 socket protection<br> |

## Line Drawing

