

Model Name:

Intelligent Integrated Environment Manager

Intelligent Integrated Environment Manager provides remote manual control of the critical devices by clicking on a few buttons on the smart phone or computer webpage. Stop the problem device by cutting off the power to a specific outlet. By cycling the power off and restarting the device remotely, you save time and money by eliminating the need to send technicians to the root cause of the problem.

The manager provides DIDO function. Users can remotely connect any type of sensor, including smoke detection, water detection, flow detection, access control, proximity switches and other sensors to determine the environmental status. When the status changes, set event alarms and notify managers via e-mail and SNMP TRAP, so that managers can respond to crises in the shortest time to minimize disasters.

The manager also has a temperature and humidity sensor interface, which can add a set of sensors to track temperature and humidity data.

Provide management software, which can manage a large number of environmental managers at the same time, store data in the database, and provide historical curve charts for reference.

Features:

System Function:

- Embedded system:
Support 10/100M Ethernet interface, provides webpage and SNMP remote management.
- Multiple protocols:
Support ICMP, ARP, IP, TCP, UDP, DHCP, HTTP, HTTPS, FTP, NTP, SNMP v1/2/3, TLS1.3, IPv4 and IPv6, Telnet, SSHv2
- Management Account Certification:
Radius certification support.
- Multi-account management:
Multi-group account management system. And provide three-tier permission management.
- IP filtering:
Support IP filtering, improve network security mechanisms.
- Power record:
Store up to 100000 power and event data.
- Remote firmware upgrade:
Provides remote firmware upgrade mechanism.
- System operation message:
Send the normal operation of the message automatically by trap.
- Hardware key definition:
User-definable button function.
- Temperature unit conversion:
Temperature units can choose Celsius or Fahrenheit
- System configuration restore:
Support the output of the system settings, to easily deploy a large amount of the same model of DEVICE.
- Multilingual Support:
Support Chinese, English, French, German, Spanish, Russian, Czech, Arabian, Persian.

Power Management:



Remote Monitor
Remote monitoring device status by web and SNMP



Remote Control
Remote per outlet on/off by web and SNMP.



Threshold Sensing
User-definable warning and overload threshold value as the basis for alarm.



Mail Notification
Notify specified user by mail and SNMP when outlet action or current over threshold.



Power Sequence
User-definable power on/off sequence time.



Event Alert
When current and ENV exceeds the preset threshold, DEVICE LED will flash.



Ping Event Control
When the specified IT device does not respond to PING, the output will perform a preset power action.



Schedule Control
Timed & scheduled on/off/reboot control.



Digital I/O
Connect various sensors. Support web pages to set various actions.



Outlet-Level Monitor
Remote per outlet current monitoring.



Group Control
Set multiple outlets as a single group while controlling the power output.



Overload Protection
When overload, circuit breaker will automatically trip to protect the safety of electricity.



Event Reaction
Outlet action via pre-set event, including power, environment event and receiving trap from other device.



kWh Measurement
Voltage, frequency, power factor, active power, apparent power and kWh measurement.



Environment Detection
Optional accessory probe to detect temperature and humidity.



Central Management
Free centralized monitoring software, real-time monitoring of a large number of DEVICE, provide data records and history chart.

Model Number:

IOT-EM-02



Specification

Output		Input	
Voltage	100-127 VAC	Voltage	100-127 VAC
Max. Current	15 A	Frequency	50/60Hz, full range
Outlet	(2) 5-15/20R	Max. Capacity	1905 VA
ON/OFF Ind.	(2) Green LED	Connection	C14 Inlet
Circuit Status	(2) Red LED		
Measurement		Other	
Current	+/- 1%+/-0.1A @0.2A ~ 20 A	ENET Connection	(1) RJ45
Voltage	+/- 1% +/- 1V @80V~250V	ENV Connection	(2) RJ11
Active Power	+/- 1% +/- 5W @50W~8000W	Function Selection	(1) Button
Apparent Power	+/- 1% @50VA~8000VA	DHCP Ind.	(1) Green LED
Frequency	+/- 1% @50~65Hz	SSL Ind.	(1) Blue LED
Power Factor	+/- 1% @0.1~1.0	Info. Display	4 digits of 7 Segments
kWh	.001kWh~99999.999kWh, (+/- 1% @50W~8000W) kh=1.0		
DI		DO	
Type: Dry contact 1 set of 4-way terminal block. Connection: 0.5 to 1.5 mm ² / 28 to 14AWG Close status: Impedance less than 50 ohms Open status: Impedance greater than 50 ohms		Type: Relay 1 set of 4-way terminal block. Connection: 0.5 to 2.5 mm ² /24 to 12 AWG Range : Contact Open(off) or Close (on) Rated load:16A 240VAC / 16A 24Vdc Max. switching current: 16A Max. switching voltage: 250VAC Max. switching capacity: 4000VA	
Dimension/Weight		Operation	
Net Size	432 x148 x 44 mm	Operation Temp.	0 ~ 50°C
Net Weight	2.2 kg	Operation Humid.	0% ~ 90% RH
Package Size	505 x 210 x 90 mm	Storage Temp.	-20°C ~ 65°C
Package Weight	2.6 kg	Storage Humid.	0% ~ 90% RH
Approval			
Certification	CE, FCC		
Warranty	2 years		

Package

No	Description
1	PDU 1 set
2	Rack mount accessories 1 set
3	C13 to 5-15P, power cord 1.8m
4	Manual, MIB by link below


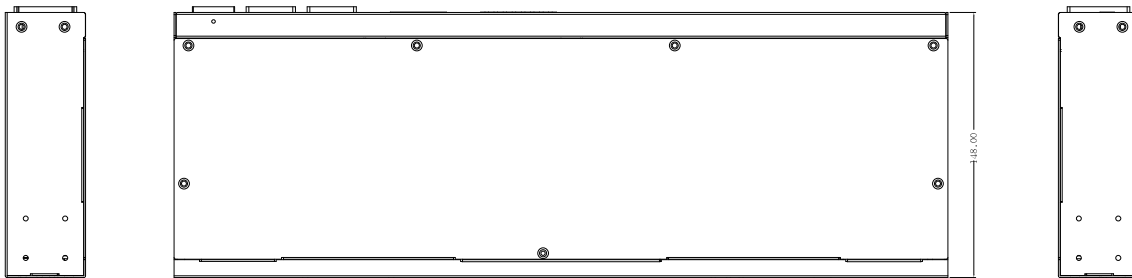
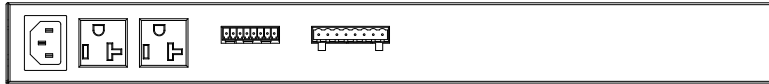


Optional Accessories

Model Number	Model Name
CPM-ENV-2	Temp./Humidity probe

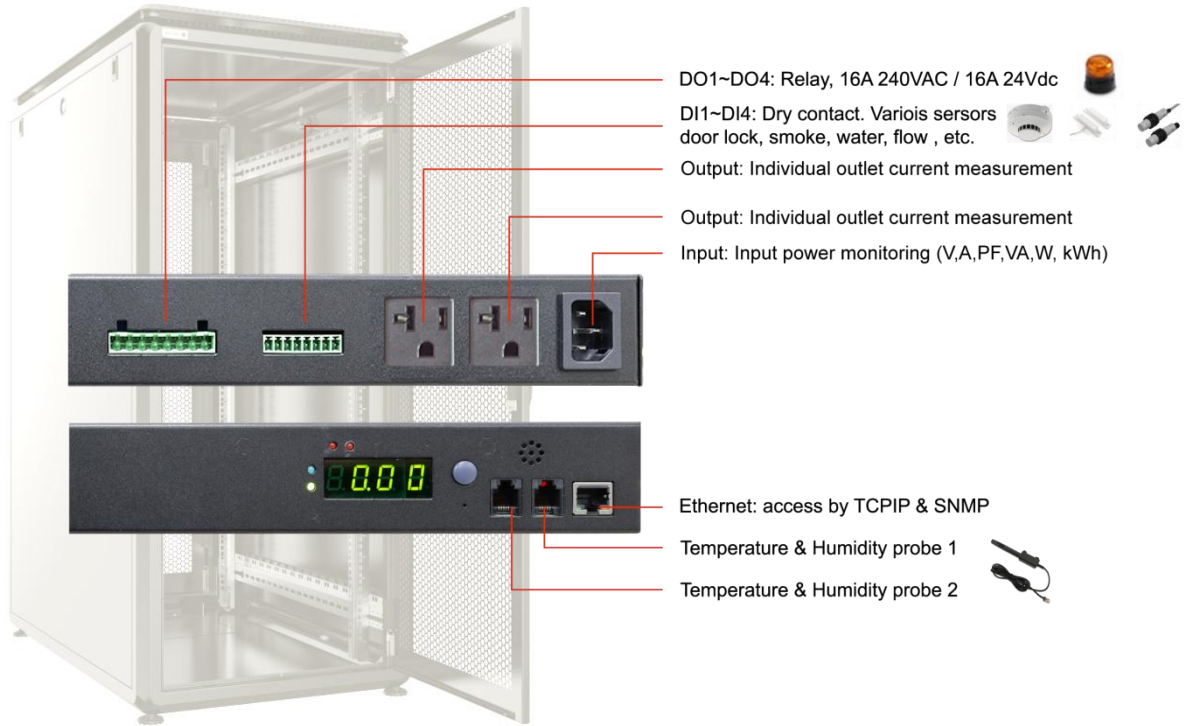


Line Drawing



Application note

The IOT-EM-01 has a built-in conditional logic which can be set by web browser, which allows users to set the criteria for DI and temperature and humidity changes. Based on the criteria, the program automatically drives



Built-in conditional logic web interface

PDU

Information **Management** Configuration
 Control Schedule Ping Action **Event Action** Device Threshold

Status: Normal

2025/02/07 03:09:55

Event Action Setting

Event

Device

PDU1

ENV (1)

Receive Trap .1.3.6.1.4.1. / Value

/ From IP

DI1

DI2

DI3

DI4

Set event occurrence criteria, including:

1. input over threshold,
2. individual output over threshold
3. temperature and humidity exceeding thresholds
4. receiving specified TRAP
5. DI status change.

Delay second(s)

Outlet

Action

DO Action

DO1

DO2

DO3

DO4

Action Type

Set outlet and DO actions when the event occurs

Event List

No.	<input type="checkbox"/>	Event	Action	Example
01	<input type="checkbox"/>	DI3 Open	OutletB (2) Delay 1 second(s) and turn OFF	<input checked="" type="checkbox"/>
02	<input type="checkbox"/>	ENV (1) over the Temperature Overrun Occurs	DO2 Delay 1 second(s) and turn Open	<input checked="" type="checkbox"/>
03	<input type="checkbox"/>	PDU (1) over the overload threshold Occurs	DO1 Delay 1 second(s) and turn Close	<input checked="" type="checkbox"/>
04	<input type="checkbox"/>	Device over the warning threshold Occurs	OutletA (1) Delay 5 second(s) and turn OFF/ON	<input checked="" type="checkbox"/>