

Model Name:

Elite Switched PDU **Adv.**

Elite Switched PDU provides remote manual control of the critical devices by clicking on a few buttons on the smart phone or computer webpage. Stop the problem device by cutting off the power to a specific outlet. By cycling the power off and restarting the device remotely, you save time and money by eliminating the need to send technicians to the root cause of the problem.

Managers can monitor the total power usage information of PDU from the remote end through the Internet to fully understand the power consumption of all the devices. Set up overload event alerts and notify managers via Email and TRAP, allowing managers to respond to crises in the shortest possible time to minimize disasters.

The PDU has environmental sensor ports that track climate information: temperature and humidity environment variables. The data is available from any web browser and is SNMP-compliant for easy tracking of critical data without the use of any external software.

Provide central management software, which can manage a large number of PDUs' power, temperature and humidity information. The database stores the power consumption information of the power strip and provides the history curve chart for the manager's reference.

It provides an advanced function which is to manage up to 8 PDUs by a single IP address. It means administrators can monitor and control multiple PDUs through one web interface.

Features:

System Function:

- **Embedded system:**
Support 10/100M Ethernet interface, provides webpage and SNMP remote management.
 - **Local display information:**
OLED can display current, voltage, kWh, IP, temperature and humidity information.
 - **Multiple protocols:**
Support ICMP, ARP, IP, TCP, UDP, DHCP, HTTP, HTTPS, FTP, NTP, SNMP v1/2/3, TLS1.2, IPv4 and IPv6, Telnet, SSHv2
 - **Management Account Certification:**
Radius certification support.
 - **Multi-account management:**
Multi-group account management system. And provide three-tier permission management.
 - **IP filtering:**
Support IP filtering, improve network security mechanisms.
 - **Power record:**
Store up to 100000 power and event data.
 - **Daisy Chain:**
Support cascading management
 - **Remote firmware upgrade:**
Provides remote firmware upgrade mechanism.
 - **Heart beat notification:**
Send normal operation message automatically by trap.
 - **Hardware key definition:**
User-definable button function.
 - **Temperature unit conversion:**
Temperature units can choose Celsius or Fahrenheit
 - **System configuration restore:**
Support the output of the system settings, to easily deploy a large amount of the same model of PDU.
 - **Multilingual Support:**
Support Chinese, English, French, German, Spanish, Russian, Czech, Arabian, Persian.
 - **USB Option:**
Support external USB network card, support wireless network
 - **Hot-Swap:** the replacement of network module without shutting down the PDU
-

Power Management:



REMOTE MONITOR

Remote Monitor

Remote monitoring PDU status by web and SNMP



REMOTE CONTROL

Remote Control

Remote per outlet on/off by web and SNMP.



CURRENT MEASUREMENT

Current Measurement

Measure PDU total current consumption.



MAIL NOTIFICATION

Mail Notification

Notify specified user by mail and SNMP when outlet action or current over threshold.



THRESHOLD SENSING

Threshold Sensing

User-definable warning and overload threshold value as the basis for alarm.



EVENT ALERT

Event Alert

When current exceeds the preset threshold, PDU will beep and LED will flash.



POWER SEQUENCE

Power Sequence

User-definable power on/off sequence time.



SCHEDULE CONTROL

Schedule Control

Timed & scheduled on/off/reboot control.



PING EVENT CONTROL

Ping Event Control

When the specified IT device does not respond to PING, the output will perform a preset power action.



OVERLOAD PROTECTION

Overload Protection

When overload, circuit breaker will automatically trip to protect the safety of electricity.



GROUP CONTROL

Group Control

Set multiple outlets as a single group while controlling the power output.



CENTRAL MANAGEMENT

Central Management

Free centralized monitoring software, real-time monitoring of a large number of PDU, provide data records and history chart.



EVENT REACTION

Event Reaction

Outlet action via pre-set event, including power, environment event and receiving trap from other device.



ENVIRONMENT DETECTION

Environment Measurement

Optional accessory probe to measure temperature and humidity.



KWH MEASUREMENT

kWh Measurement

Voltage, frequency, power factor, active power, apparent power and kWh measurement.



Breaker Detection

Circuit Breaker Detection

PDU can detect whether breaker is tripped due to the power event. Display and notify the manager of breaker status accordingly

Model Number:

WSL-1511A-16N1







Specification

Output		Input	
Voltage	100-127 VAC	Voltage	100-127 VAC
Max. Current	15 A	Frequency	50/60Hz, full range
Outlet	(16) 5-15/20R	Max. Capacity	1905 VA
ON/OFF Ind.	(16) Green LED	Connection	5-15P, Detachable Power cord
Overload Protection	(1) 15A UL1077 breaker	Power Ind.	(1) Red LED
Measurement		Other	
Current	+/- 1%+/-0.1A @0.2A ~ 32 A	ENET Connection	(1) RJ45
Voltage	+/- 1% +/- 1V @80V~250V	ENV Connection	(1) RJ11
Active Power	+/- 1% +/- 5W @50W~8000W	Function Selection	(1) Button
Apparent Power	+/- 1% @50VA~8000VA	Daisy Chain	(2) RJ22
Frequency	+/- 1% @50~65Hz	WIFI Ready	(1) USB
Power Factor	+/- 1% @0.1~1.0	Info. Display	Monochrome OLED
kWh	.001kWh~99999.999kWh, (+/- 1% @50W~8000W) kh=1.0		
Dimension/Weight		Operation	
Net Size	1245 x 56 x 80 mm	Operation Temp.	0 ~ 50°C
Net Weight	4.2 kg	Operation Humid.	0% ~ 95% RH
Package Size	1360 x 220 x 110 mm	Storage Temp.	-20°C ~ 65°C
Package Weight	5.2 kg	Storage Humid.	0% ~ 95% RH
Approval			
Certification	CE, FCC,ETL (UL62368-1)		
Warranty	2 years		

Package

Optional Accessories

No.	Description	Model Number	Model Name
1	PDU 1 set	CPM-ENV-2	Temp./Humidity probe
2	Rack mount accessories 1 set 	CPM-USB-1	USB WIFI Dongle 
3	C19 to 5-15P, power cord 3m 		
4	Software, manual, MIB by link below 		

Line Drawing

