

## Model Name:

### Elite POMS PDU **Adv.**

The Elite POMS PDU (Per Outlet Monitor and Switch) delivers advanced remote management for mission-critical environments. With just a few clicks from your smartphone or a web browser, you can instantly address issues by controlling individual outlets—reboot unresponsive devices or power them down without sending a technician onsite. This saves valuable time and reduces operational costs.

#### Comprehensive Power Monitoring

Administrators can monitor key electrical parameters in real-time, including input voltage (V), current (A), power factor (PF), apparent power (VA), active power (W), and energy consumption (kWh). Each outlet's current draw can be individually tracked and controlled for maximum precision. Configurable overload alerts ensure proactive protection, with instant notifications sent via email or SNMP traps for rapid response and risk mitigation.

#### Environmental Awareness Built In

The Elite POMS PDU features two environmental sensor ports for monitoring critical conditions such as temperature and humidity. All environmental and power data can be accessed from any standard web browser, with full SNMP compatibility for seamless integration—no external software required.

#### Centralized Management & Historical Insights

Included software enables centralized control of multiple intelligent PDUs, providing aggregated data on power and environmental conditions. All usage data is stored in a secure database with historical trend charts, helping administrators analyze patterns and optimize efficiency.

#### Scalable & Efficient Control

Manage up to eight PDUs through a single IP address, simplifying network configurations and reducing administrative overhead. With one intuitive web interface, you can monitor and control an entire cluster of PDUs with ease.

## Features:

#### System Function:

- Built-in embedded system: Support 10/100M Ethernet interface, provides webpage and SNMP remote management.
  - Local display information: OLED can display current, voltage, kWh, IP, temperature and humidity information.
  - Multiple protocols: Support ICMP, ARP, IP, TCP, UDP, DHCP, HTTP, HTTPS, FTP, NTP, SNMP v1/2/3, TLS1.3, IPv4 and IPv6, Telnet, SSHv2
  - Management Account Certification: Radius certification support.
  - Multi-account management: Multi-group account management system. And provide three-tier permission management.
  - IP filtering: Support IP filtering, improve network security
  - Remote firmware upgrade: Provides remote firmware upgrade mechanism.
  - System operation message: Send the normal operation of the message automatically by trap.
  - Hardware key definition: User-definable button function.
  - Temperature unit conversion: Temperature units can choose Celsius or Fahrenheit
  - System configuration restore: Support the output of the system settings, to easily deploy a large amount of the same model of PDU.
  - Multilingual Support: Support Chinese, English, French, German, Spanish, Russian, Czech, Arabian, Persian.
-

- mechanisms.
- Power record:  
Store up to 100000 power and event data.
- Daisy Chain:  
Support cascading management.
- USB Option:  
Support external USB network card, support wireless network
- Hot-Swap: the replacement of network module without shutting down the PDU

**Power Management:**



REMOTE MONITOR

**Remote Monitor**

Remote monitoring PDU status by web and SNMP



REMOTE CONTROL

**Remote Control**

Remote per outlet on/off by web and SNMP.



THRESHOLD SENSING

**Threshold Sensing**

User-definable warning and overload threshold value as the basis for alarm.



MAIL NOTIFICATION

**Mail Notification**

Notify specified user by mail and SNMP when outlet action or current over threshold.



POWER SEQUENCE

**Power Sequence**

User-definable power on/off sequence time.



EVENT ALERT

**Event Alert**

When current exceeds the preset threshold, PDU will beep and LED will flash.



PING EVENT CONTROL

**Ping Event Control**

When the specified IT device does not respond to PING, the output will perform a preset power action.



SCHEDULE CONTROL

**Schedule Control**

Timed & scheduled on/off/reboot control.



GROUP CONTROL

**Group Control**

Set multiple outlets as a single group while controlling the power output.



OVERLOAD PROTECTION

**Overload Protection**

When overload, circuit breaker will automatically trip to protect the safety of electricity.



EVENT REACTION

**Event Reaction**

Outlet action via pre-set event, including power, environment event and receiving trap from other device.



PER OUTLET MONITOR

**Outlet-Level Monitor**

Remote per outlet current monitoring.



ENVIRONMENT DETECTION

**Environment Measurement**

Optional accessory probe to measure temperature and humidity.



KWH MEASUREMENT

**kWh Measurement**

Total input voltage, frequency, power factor, active power, apparent power and kWh measurement.



Breaker Detection

**Circuit Breaker Detection**

When breaker is tripped due to the power event, display and notify the manager of breaker status accordingly



CENTRAL MANAGEMENT

**Central Management**

Free centralized monitoring software, monitoring of a large number of PDU, provide data records and history chart.

## Model Number:




**PWL-3240C-48NM**





## Specification

<b>Output</b>		<b>Input</b>	
Voltage	200-240 VAC	Voltage	400 VAC, 3 Phase 3P+N+PE
Max. Current	32 A	Frequency	50/60Hz, full range
Outlet	(42) C13, (6) C19	Max. Capacity	22 kVA
ON/OFF Ind.	(48) Green LED	Connection	IEC309, power cord, 3m
Threshold Ind.	(48) Red LED	Power Ind.	(1) Red LED
Overload Protection	(6) 16A UL489 breaker		
<b>Measurement</b>		<b>Other</b>	
Current	+/- 1%+/-0.1A @0.2A ~ 32 A	ENET Connection	(1) RJ45
Voltage	+/- 1% +/- 1V @80V~250V	ENV Connection	(2) RJ11
Active Power	+/- 1% +/- 5W @50W~8000W	Function Selection	(1) Button
Apparent Power	+/- 1% @50VA~8000VA	Daisy Chain	(2) RJ22
Frequency	+/- 1% @50~65Hz	WIFI Ready	(1) USB
Power Factor	+/- 1% @0.1~1.0	Info. Display	Monochrome OLED
kWh	.001kWh~99999.999kWh, (+/- 1% @50W~8000W) kh=1.0		
<b>Dimension/Weight</b>		<b>Operation</b>	
Net Size	1778 x 109 x 80 mm	Operation Temp.	0 ~ 50°C
Net Weight	16 kg	Operation Humid.	0% ~ 95% RH
Package Size	1890 x 220 x 110 mm	Storage Temp.	-20°C ~ 65°C
Package Weight	18.4 kg	Storage Humid.	0% ~ 95% RH
<b>Approval</b>			
Certification	CE		
Warranty	2 years		

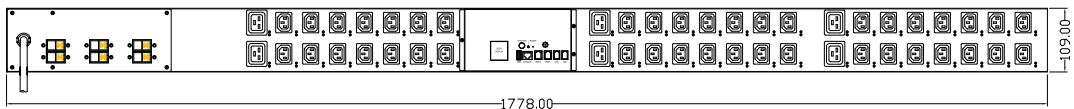
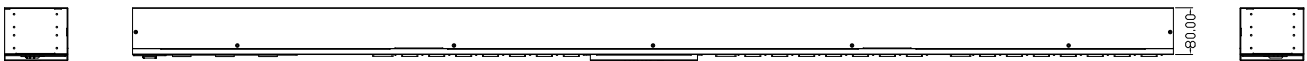
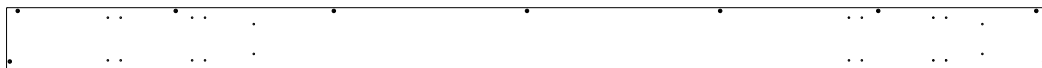
## Package

No.	Description
1	PDU 1 set
2	Rack mount accessories 2 sets 
3.	RJ22 to R22 cable for daisy chain, 1 sets 
4	Software, manual, MIB by link below 

## Optional Accessories

Model Number	Model Name
CPM-ENV-2	Temp./Humidity probe 
STR-C14-B	C13 socket protection 
STR-C20-B	C19 socket protection 
CPM-USB-1	USB WIFI Dongle

## Line Drawing



1778.00

100.00

100.00